

# CQ-1&2 *Self Powered Reinforcement Loudspeaker*

## FEATURES



High-Precision,  
Constant Q Horn

- Uniform Frequency Response Over Entire Coverage Area
- Free of Side-Lobes



Arrayable and Flyable



High Q (CQ-2) and  
Low Q (CQ-1)  
Versions Available



Compact for Efficient  
Truck Packing and  
Fast Setup



Integrated control  
electronics and  
amplifiers



TruPower™  
Limiting (TPL)




Intelligent AC™ System



Compatible with the  
Remote Monitoring  
System™ (RMS)

*Superior  
engineering  
for the art  
and science  
of sound.*



**Meyer  
Sound**



**PATENT PENDING**

The Meyer Sound CQ is a self powered, phase corrected, precise coverage reinforcement loudspeaker available in either a high Q (CQ-2) or low Q (CQ-1) configuration. The unit is arrayable and flyable. The extremely precise constant Q horn (patents pending) resulted from extensive development in Meyer Sound's anechoic chamber. The frequency response of 40 Hz to 18 kHz is uniform over the entire coverage area in both the horizontal and vertical axes, and the unit produces no side-lobes (measured at one sixth octave resolution).

The amplifier, controller, power supply, and cooling subsystems are integrated into

a lightweight module, service accessible at the back of the enclosure. Self-contained electronics eliminate the need for accessory equipment racks. The CQ's are compact for efficient transport and set-up.

The CQ power supply incorporates the Intelligent AC system, which performs automatic voltage selection, EMI filtering, soft current turn-on, and surge suppression. Simply connect a signal source and plug into power anywhere and the unit is fully operational.

The amplifier unit is equipped with TruPower Limiting technology, which maximizes speaker protection reliability and component life.

This breakthrough in speaker control also results in higher SPL at all frequencies, and increased available headroom. Long term power compression, typically 3-6 dB in conventional systems, is less than 1 dB. Maximum SPL capability remains constant even during operation at high levels for extended periods.

CQ performance can be supervised using the Remote Monitoring System (RMS). This enables users at a computer terminal to monitor such parameters as limiting activity, power output, voltage, temperature, fan speed, and driver status.

# CO™-1 & CO™-2 SPECIFICATIONS

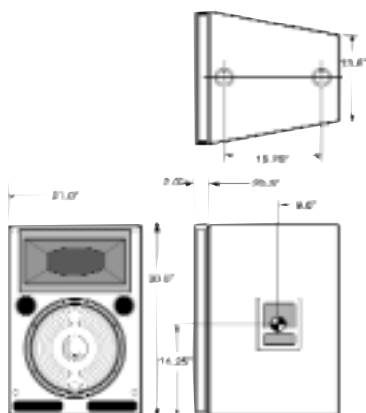
<b>ACOUSTICAL<sup>1</sup> ACH LOUDSPEAKER</b>	Frequency Response: ±4 dB from 40 Hz to 18 kHz Phase Response: ±90° from 50 Hz to 16 kHz Maximum SPL <sup>1</sup> : 136 dB @ 1 meter (CQ-1) / 139 dB @ 1 meter (CQ-2) Dynamic Range: >110 dB
<b>COVERAGE</b>	<b>CQ-1 (Low Q System)</b> -6 dB points: H: 80° (500 Hz to 16 kHz); V: 40° (1500 Hz to 12 kHz) -10 dB points: H: 100° (500 Hz to 16 kHz); V: 50° (1500 Hz to 12 kHz)
<b>COVERAGE</b>	<b>CQ-2 (High Q System)</b> -6 dB points: H: 50° (800 Hz to 12 kHz); V: 40° (1500 Hz to 12 kHz) -10 dB points: H: 60° (800 Hz to 12 kHz); V: 50° (1500 Hz to 12 kHz)
<b>CROSSOVER</b>	CQ™-1: 700 Hz CQ™-2: 900 Hz
<b>TRANSDUCERS</b>	Low Frequency: 15" diameter MS-15 cone High Frequency: 4" diaphragm MS-2010CQ horn compression driver
<b>AUDIO INPUT</b>	Type: 10kΩ impedance, electronically balanced Connector: XLR (A-3) male and female Nominal input level: +4 dBu (1.23 Vrms)
<b>AMPLIFIERS</b>	Type: Complementary power MOSFET output stages (audio class AB/H) Burst Capability <sup>2</sup> : 1240 Watts (620 Watts/channel) THD, IM, TIM: .02 %
<b>AC POWER</b>	Connector: 250V NEMA L6-20P (twistlock) inlet or IEC 309 male inlet <sup>3</sup> Automatic voltage selection: 95-125 VAC and 208-235 VAC; 50/60 Hz <sup>4</sup> Operational voltage range: Turn on: 85 VAC; Turn off: 134 VAC; 50/60 Hz Turn on: 165 VAC; Turn off: 264 VAC; 50/60 Hz Max. Continuous RMS Current (>10 sec): @115 V: 8A @230V: 4A @100V: 10A Burst RMS Current (<1 sec): @115 V: 15A @230V: 8A @100V: 18A Max Peak Current During Burst: @115 V: 22Apk @230V: 11Apk @100V: 25Apk Soft-Current Turn-on: Inrush current <12A@115V
<b>PHYSICAL</b>	Dimensions: 21" W x 30" H x 22 1/2" D Weight: 130 lbs (59 kg)/shipping:150 lbs (68 kg) Enclosure/Finish: All birch plywood/Black textured Protective Grill: Perforated steel grill, charcoal-grey foam Rigging: Aircraft pan fittings (2 on both top and bottom). Working load for each fitting is 500 lbs, which is 1/5 the cabinet breaking strength (with straight tensile pull).

## NOTES:

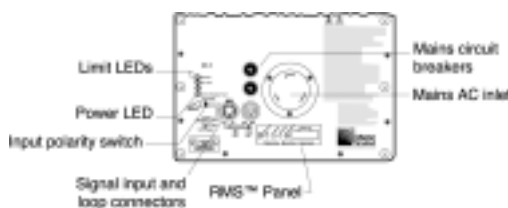
1. Subject to half space loading, measured with one-third octave frequency resolution in fixed ISO bands at a distance of one meter.
2. Nominal 8Ω resistive load, pink noise, 100V peak.
3. Other connectors available. For European installations, an IEC 309 Connector (16A) can be installed.
4. The unit is rated at 88-125V and 182-235 V, 50/60 Hz, to satisfy EC standards for -10% to 6% AC line voltage.

## PHYSICAL DIMENSIONS

ALL UNITS IN INCHES



## Rear Panel Locations (U.S. Version)

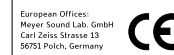


Meyer Sound Laboratories has devoted itself to designing, manufacturing, and refining components that deliver superb sonic reproduction. Every part of every component is designed and built to exacting specifications and undergoes rigorous, comprehensive testing in the laboratories.

Research remains an integral, driving force behind all production. Meyer strives for sound quality that is predictable and neutral over an extended lifetime and across an extended range.



Made by Meyer Sound Laboratories  
Berkeley, California USA



CQ-1/CQ2 - 04.041.001.01B

**MEYER SOUND LABORATORIES, INC.**  
 2832 San Pablo Avenue  
 Berkeley, CA 94702  
 tel: 510.486.1166  
 fax: 510.486.8356  
 e-mail: techsupport@meyersound.com  
 http: www.meyersound.com

© 1997 Meyer Sound Laboratories, Inc.  
All rights reserved