



MR-202, MR-204

FEATURES

- **Selectable two- or four-channel, full-duplex communication**
- **Microprocessor controlled logic and switching**
- **Momentary/latching talk switch with LED**
- **Visual call signaling with bright LED indicator**
- **Headset connector with volume control and sidetone adjust**
- **Use with optional TW or 4-wire circuit boards**
- **Easy installation and connection**

DESCRIPTION

The MR-202 is a two-channel-selectable, full-duplex headset station, able to be mounted into a wall or other surface. The MR-204 is identical, but can access four channels of intercom. These headset stations are ideal for installation in theatrical, performance, broadcast, and industrial facilities – wherever a multi-channel, full-duplex headset communications panel is desired.

Both units mount in a standard U.S. two-gang outlet box. The stations offer excellent speech intelligibility even in high noise environments.

Microprocessor-controlled logic plus a set of internal and external controls allow the features of these stations to be tailored to the needs of the user. Electronic switching for the talk button, with mic-on LED indicator, permits momentary or latching operation. A remote mic kill (RMK) signal on the intercom line will turn off the talk function if it is accidentally left on.

A bright call-signal LED tracks the incoming call signal, so it can be used for visual cueing. An associated call button allows the user to place a call signal on the selected intercom line.

The standard 4-pin XLR headset jack accommodates Clear-Com and compatible dynamic headsets. A sidetone level control adjusts the amount of the user's voice heard in the headset. An automatic limiter circuit adjusts and limits the microphone output to the intercom line.

A two-position switch on the MR-202, and a four-position switch on the MR-204, allow the user to select from the attached intercom channels. Connections to the intercom lines are made via a screw-terminal block, using standard two-wire shielded mic cable.

Either of the stations may be used with the optional TW (two channels on a single mic cable) daughter board. With the TW board, the stations become plug-in compatible with a Clear-Com TW system. The MR-202 may be used with the optional 4-wire board, which creates separate send and receive circuits so that the station may be attached to fiber-optic lines or other audio routing systems with 4-wire connections.

The MR-202 and MR-204 are housed in a durable package with a 5/32" aluminum front panel.

SPECIFICATIONS

HEADSET MICROPHONE PREAMP

Input Type: Dynamic
 Impedance: 1,000 Ohms
 Input Level: -55 dBV nominal; -10 dBV max.
 Gain from headset mic to intercom line: +41 dB

PRE-AMP RESPONSE CURVE

Frequency Response: 250 Hz - 12 kHz,
 contoured for intelligibility
 Limiter Range: 20 dB

HEADPHONE AMPLIFIER

Load Impedance Range: 50 - 2,000 Ohms
 Output Level:
 +20 dBV across 600 Ohms, minimum
 Distortion: < 0.2% THD @ 1 KHz
 Frequency Response: 200 Hz - 15 KHz, +/-3 dB
 Gain from intercom line: +37 dB

POWER REQUIREMENTS

Voltage: 30 volts DC for standard unit;
 16 - 18 VAC with 4-Wire Option Module
 Current: 30 mA, average

INTERNAL CONNECTORS

Intercom:
 5-position plug-on screw terminals
 AC Power (4-Wire Option Module):
 2-position plug-on screw terminals

INTERNAL CONTROLS

(2) Option jumpers

FRONT PANEL CONNECTORS

Headset: (1) XLR-4M

FRONT PANEL CONTROLS & INDICATORS

- (1) Intercom volume control
- (1) Sidetone Null control
- (1) Talk button
- (1) Call button
- (1) Channel selector
- (1) Talk LED
- (1) Call LED

ENVIRONMENTAL

32 - 122° F (0 - 50° C)

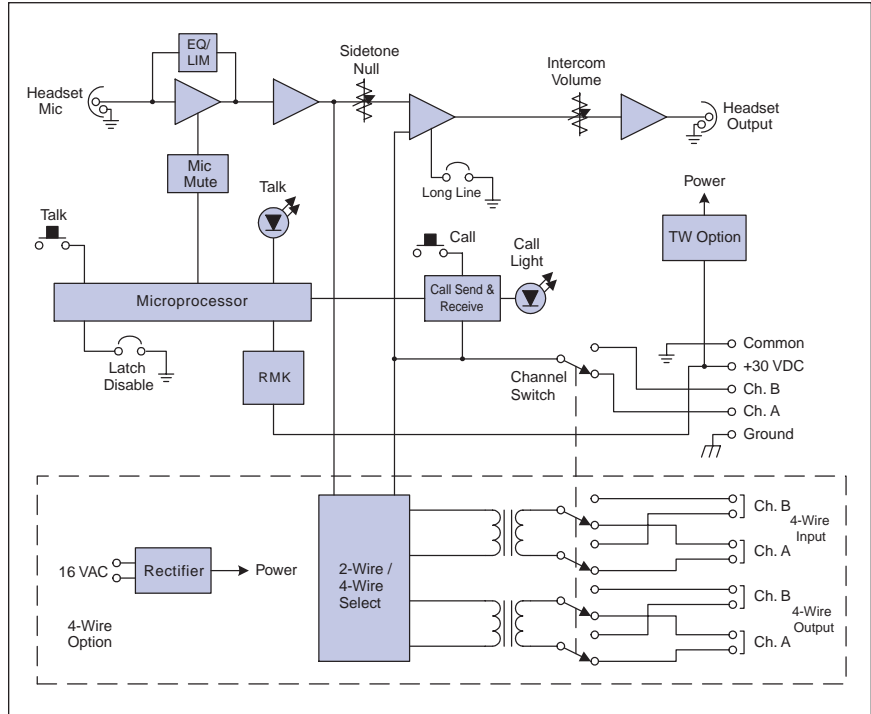
DIMENSIONS

4.625" W x 4.5" H x 1.75" D
 117 mm x 114 mm x 44 mm

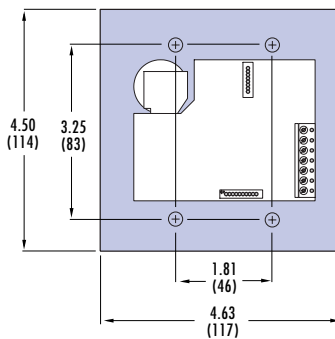
WEIGHT

0.52 lbs. (0.23 kg)

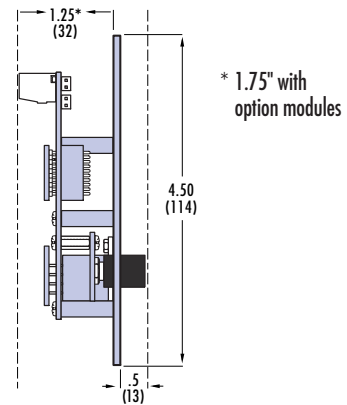
MR-202/MR-204 BLOCK DIAGRAM



DIMENSIONAL DRAWINGS



MR-202 FRONT VIEW



MR-202 SIDE VIEW

Specifications are subject to change without notice.

* 0 dBv is referenced to 0.775 volts rms

MR-202/204: Use 1.5" minimum electrical box

WITH OPTION MODULES: Use 2.0" minimum electrical box